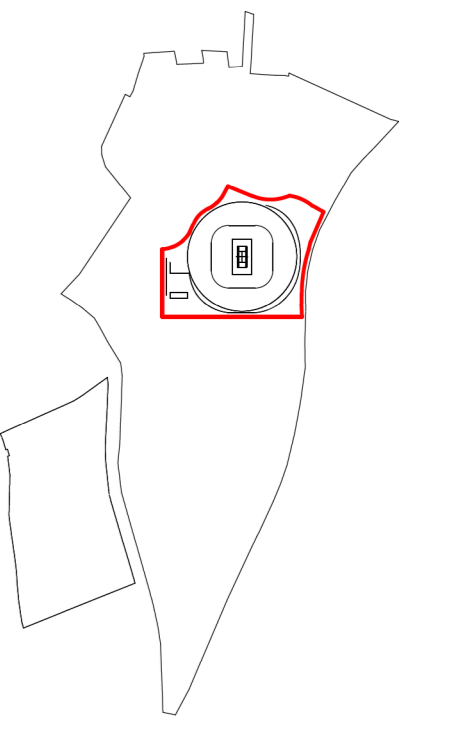






INTELLECTUAL PROPERTY
 © COPYRIGHT GRIMSHAW ARCHITECTS
 UNLESS OTHERWISE AGREED BY WRITTEN AGREEMENT TO
 USE THIS DOCUMENT AND SUBJECT TO PROVISIONS IN IT, THIS
 DOCUMENT IS THE PROPERTY OF GRIMSHAW ARCHITECTS AND
 IS NOT TO BE REPRODUCED OR TRANSMITTED IN ANY FORM OR
 BY ANY MEANS, ELECTRONIC OR MECHANICAL, INCLUDING
 PHOTOCOPYING, RECORDING, OR BY ANY INFORMATION
 STORAGE AND RETRIEVAL SYSTEM, WITHOUT THE WRITTEN
 PERMISSION OF GRIMSHAW ARCHITECTS. ANY UNAUTHORIZED
 REPRODUCTION OR TRANSMISSION OF THIS DOCUMENT IS
 STRICTLY PROHIBITED AND WILL BE PROSECUTED TO THE
 FULL EXTENT OF THE LAW.

DRAWING KEY



-  Accessible WC
-  Back of House accommodation
-  Front of House accommodation
-  Proposed New Development

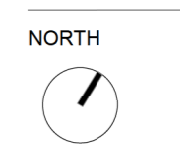
REV	DATE	FOR
1	05.09.2014	PLANNING ISSUE

CLIENT
 The All England Lawn
 Tennis Ground plc,
 Church Road,
 Wimbledon, London,
 SW19 5EA

PROJECT
 Wimbledon No.1 Court

ADDRESS
 Church Road,
 Wimbledon, London,
 SW19 5EA

GRIMSHAW PROJECT NO.
 12140



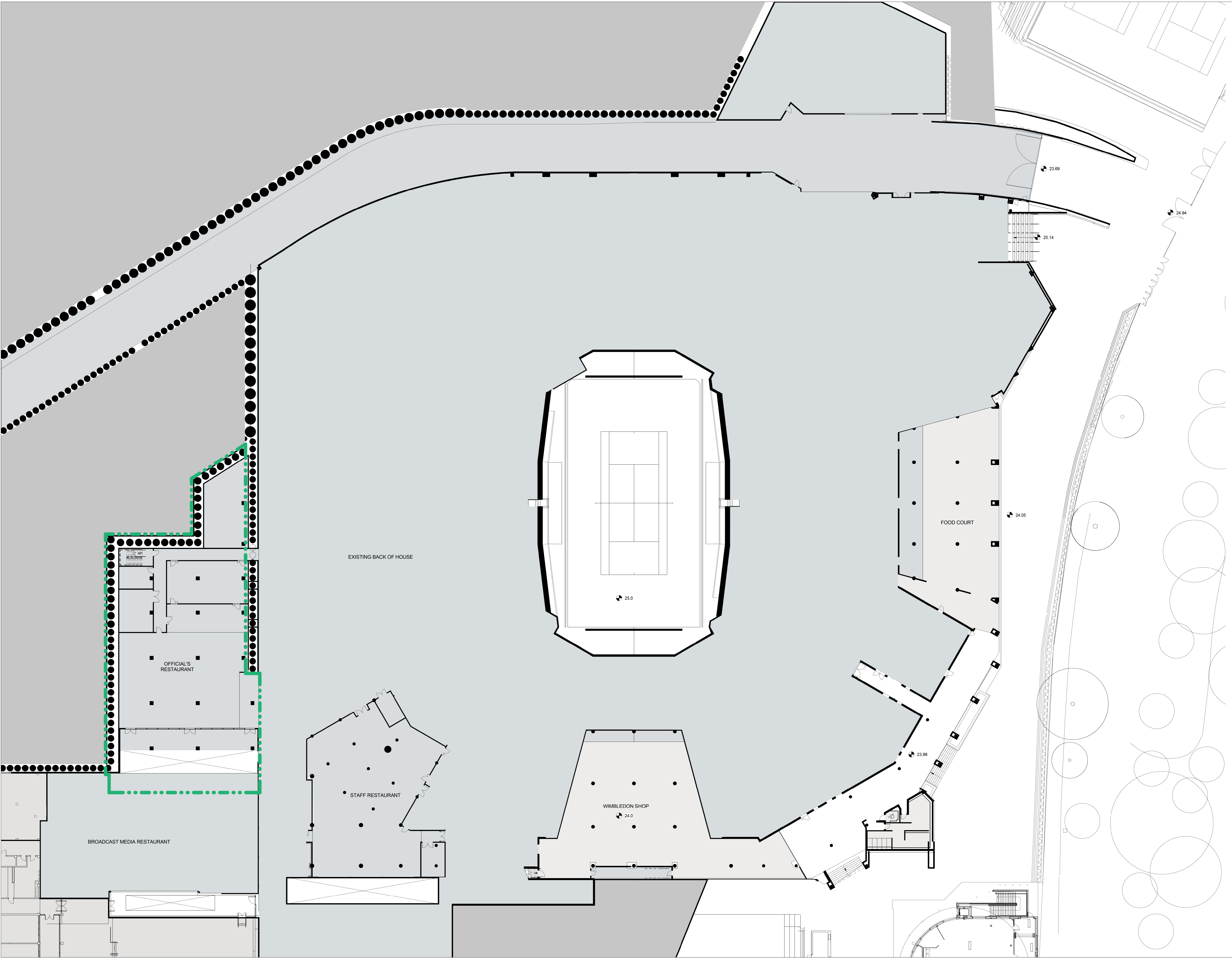
SCALE
 1 : 200 @ A0
 1 : 400 @ A2

STATUS
 FOR PLANNING

DRAWING
 GA Plan Level 1 - PROPOSED

DRAWN	CHECKED	AUTHORISED
DFUJH	RF	BH

DRAWING NUMBER	REVISION
2A-010A-110	1



This page is intentionally left blank